











































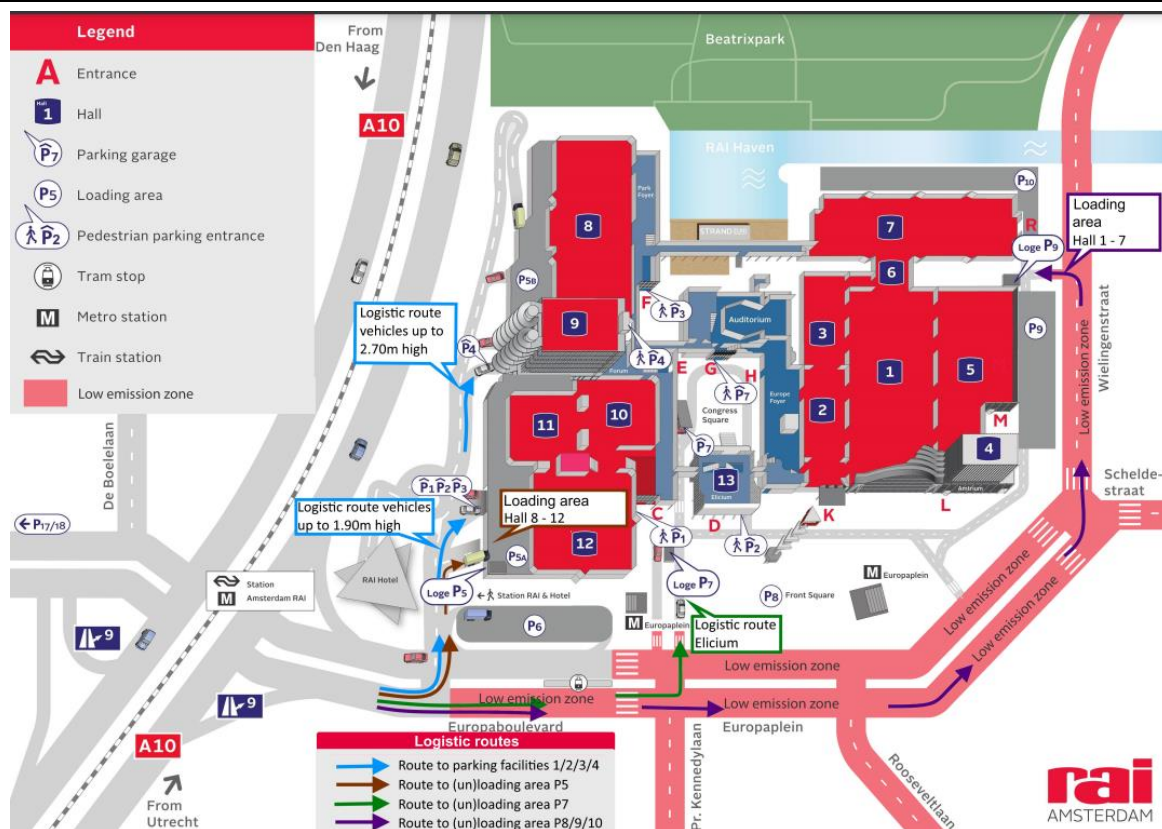
Build-up						
Vehicle		 <1.90m	 <2.70m <6m		 >2.70m <8m	 >8m
<b>Sun.</b> 16/06/24	Early Access 08:00-12:00 Build-up 12:00 -18:00			✓	✓	✓
<b>Mon.</b> 17/06/24	Build-up 08:00-18:00			✓	✓	✓
<b>Tue.</b> 18/06/24	Build-up: 08:00-18:00 Decoration 12:00 –18:00			✓	✓	✓
<b>(Un)loading area:</b>		<b>P1/2/3/4</b>	<b>P4</b>	<b>P5A</b>	<b>P5A</b>	<b>P5A</b>
<b>Max (un)loading time:</b>		N.A.	N.A.	30 minutes	45 minutes	60 minutes
<b>Day parking at:</b>		<b>P1/2/3/4</b>	<b>P4</b>	<b>P8</b>	<b>P8</b>	<b>P8</b>
<b>Parking fee:</b>		Free of charge during build-up hours, scan the barcode on your build-up badge on departure. It is not possible to stay overnight.				

Exhibition							
Vehicle		 <1.90m	 <2.70m <6m		 TAXI	 >2.70m <6m	 >2.70m >6m
<b>Wed.</b> 19/06/24		<b>P1/2/3/4</b>	<b>P4</b>	Stop & Go at <b>P8</b> Free of charge	Stop & Go at <b>Entrance K</b>	Lorry parking <b>P6</b>	Lorry parking <b>P6</b>
<b>–</b> <b>Thu.</b> 20/06/24	€	On site: € 5,50 per hour and € 33,00 per day Online: € 27,00 per day		Parking <b>P8</b> € 55,00 per day	Free of charge	€ 80,- per day	€ 160,- per day
		Subscriptions are also available in the Exhibitor Webshop		Payment for Parking at Lodge <b>P5</b>	Pick up only TCA	Payment for lorry parking at Loge <b>P5</b>	Payment for lorry parking at Loge <b>P5</b>

Dismantling							
Vehicle		 <1.90m	 <2.70m <6m		 >2.70m <8m	 >8m	
<b>Thu</b> 20/06/24	Breakdown: 18:00-23:00			✓	✓	<b>Till 20:00</b> ✗	<b>From 20:00</b> ✓
<b>Fri.</b> 21/06/24	Breakdown: 08:00-17:00			✓	✓	✓	
<b>(Un)loading area:</b>		<b>P1/2/3/4</b>	<b>P4</b>	<b>P5A</b>	<b>P5A</b>	<b>P5A</b>	
<b>Max (un)loading time:</b>		N.A.	N.A.	30 minutes	45 minutes	60 minutes	
<b>Day parking at:</b>		<b>P1/2/3/4</b>	<b>P4</b>	<b>P8</b>	<b>P8</b>	<b>P8</b>	
<b>Parking fee:</b>		Free of charge during build-up hours, scan the barcode on your build-up badge on departure. It is not possible to stay overnight.					

General terms and conditions	
	The maximum speed permitted on the exhibition grounds of Rai Amsterdam is 10km/h.
	At parking facilities P1, P2 & P4 are service elevators present.
	Every taxi company can bring you to the RAI. However we only allow TCA taxis on the premises to pick up visitors.
	If you bring vehicles of any kind onto the exhibition grounds of Rai Amsterdam you do so at your own risk and you must have a valid permit, access pass or build-up badge. During the event you do need a valid parking ticket to leave the parking facility.
General Notes	Instructions by employees of Rai Amsterdam must be followed.
 Vehicle parking	RAI Amsterdam reserves the right to remove vehicles which are parked illegally or when (un)loading time is expired, at the cost and risk of the person responsible for parking/stopping.
Disclaimer	RAI Amsterdam disclaims all liability for accuracy of the information provided and reserves the right to make changes in traffic management at short notice in response to external traffic conditions.
Low emission zone	Look for more detail information: <a href="https://www.amsterdam.nl/en/traffic-transport/low-emission-zone/">https://www.amsterdam.nl/en/traffic-transport/low-emission-zone/</a>
	No entry for the following vehicles:  <math>< 1.90\text{m}</math> Diesel cars with an emissions standard 0, 1, 2 or 3 engine.  <math>< 2.70\text{m}</math> Lorries: heavy goods vehicles in category N2 and N3 that weigh more than 3,500 kg with emissions standard 0, 1, 2 or 3, 4 and 5 diesel engines.  <math>< 2.70\text{m}</math> Vans with an emissions standard 0, 1, 2 or 3 diesel engine.  <math>< 6\text{m}</math> Coaches with emissions standard 0,1,2,3, 4 and 5 diesel engine.

Legenda	
	RAI parking facilities are accessible for vehicles up until 1.90 m high, without registration. At parking facilities <b>P1, P2 &amp; P4</b> are service elevators present.
	RAI parking facility P4 is accessible for vehicles up until 2.70 m high, without registration. At parking facility <b>P4</b> are service elevators present.
	RAI (un)loading area is accessible for vehicles higher than 2.70 m, however only 1 vehicle per organization and/or stand at the same time. <b>Address:</b> Europaplein 24, 1078 GZ Amsterdam, The Netherlands
	No access to the RAI (un)loading area.



## Please be advised:

In the period from May 21<sup>st</sup> to August 31<sup>st</sup>, the local authority of Amsterdam will be conducting necessary construction work on the Europaboulevard.

The RAI Amsterdam is closely involved in this project, and we aim to minimize inconvenience. However, during the PRSE 2024 Exhibition, a section of the road to the RAI will be closed off. The diversion route will be indicated by the well-known yellow signs. Additionally, below is a map indicating the construction work during PRSE 2024 for reference.

It is inevitable that there will be some inconvenience and possibly longer arrival and departure times. We are continuing to consult with the local authorities of Amsterdam to ensure that the disruption is kept to a minimum.

