



Traffic Regulations PLMA 2024



For more info; [Stand Builder Portal PLMA 2024](#)

Vehicles up to 2.70 m high are not allowed on loading areas P5, P7, P9 and P10, due to limited outside space on the loading areas. Use Parking P1-4.

ALL VEHICLES OF 8.00M AND LONGER MUST BE UNLOADED/RELOADED BY THE OFFICIAL FREIGHT HANDLER CEVA SHOWFREIGHT (Shipping Instructions and contact details CEVA click [HERE](#))







Only for self(un)loaders with trucks up to 8 meters: [Book the time slot](#) that suits you best.











www.rai.nl/en/exhibiting/logistics#rlms (timeslot for "just-in-time access", bookable about 3 weeks prior to the event)

Vehicle		Build-up									
Date								(UN)LOADING BY CEVA ONLY			
Fri. 24/05/24	Only if appointed by Gielissen			06-16h 	16-20h ✓	06-16h 	16-20h ✓	06-16h 	16-20h 	16-20h ✓	16-20h ✓
Sat. 25/05/24	Build-up: 08:00-22:00h			06-16h 	16-20h ✓	06-16h 	16-20h ✓	06-16h 	16-20h 	16-20h ✓	16-20h ✓
Sun. 26/05/24	Build-up: 08:00-22:00h			06-14h 	14-20h ✓	06-14h 	14-20h ✓	06-14h 	14-20h 	14-20h ✓	14-20h ✓
Mon. 27/05/24	Build-up: 08:00-18:00h			06-18h 		06-18h 		06-18h 			
Registration area:		N.A.	N.A.	P20		P20		P20			
(Un)loading area:		P1/2/3/4	P4	P5/P7/P8/P9/P10		P5/P7/P8/P9/P10		P5/P7/P8/P9/P10			
Max unloading time:		N.A.	N.A.	30 minutes		45 minutes		60 minutes			
Day parking at:		P1/2/3/4	P4	Ask traffic attendant		Ask traffic attendant		Ask traffic attendant			
Parking fee:		Free of charge during build-up hours, scan the barcode on your build-up badge on departure. It is not possible to stay overnight.									

Vehicle		Exhibition						
Date								
Tue. 28/05/24 - Wed. 29/05/24		P1/2/3/4	P4	Stop & Go at Congress Square	Stop & Go at P8	Lorry parking P20	Lorry parking P20	Lorry parking P20
	€	On site: € 5,50 per hour and € 33,00 per day Online: Exhibitor Webshop		Free of charge	Free of charge	€ 80,00 per day	€ 80,00 per day	€ 160,00 per day
		Subscriptions are also available in the Exhibitor Webshop		Max time: 30 min	N.A.	Payment for lorry parking at Loge P5	Payment for lorry parking at Loge P5	Payment for lorry parking at Loge P5

Vehicle		Dismantling									
Date								(UN)LOADING BY CEVA ONLY			
Wed. 29/05/24	Breakdown: 18:00-23:00h			08-23h 	08-23h 	08-23h 	08-23h 	08:00-18:30h At RAI & P20 ✗	19-23h 	19-23h 	19-23h ✓
Wed. 29/05/24 - Thu. 30/05/24	Breakdown: 23:00-06:00h			✓	✓	✓	✓	✓	✓	✓	✓
Thu. 30/05/24	Breakdown: 06:00-17:00h			06-17h 	06-17h 	06-17h 	06-17h 	06-17h 	06-17h 	06-17h 	06-17h ✓
Registration area:		N.A.	N.A.	P20		P20		P20			
(Un)loading area:		P1/2/3/4	P4	P5/P7/P8/P9/P10		P5/P7/P8/P9/P10		P5/P7/P8/P9/P10			
Max unloading time:		N.A.	N.A.	30 minutes		45 minutes		60 minutes			
Day parking at:		P1/2/3/4	P4	Ask traffic attendant		Ask traffic attendant		Ask traffic attendant			
Parking fee:		Free of charge during dismantling hours, scan the barcode on your build-up badge on departure. It is not possible to stay overnight.									

Legend	
	RAI parking facilities are accessible for vehicles up until 1.90 m high, without registration.
	RAI parking facility P4 is accessible for vehicles up until 2.70 m high, without registration.
	Access on (un)loading area after registration at external buffer area P20 (Westpoort). https://goo.gl/maps/YBWIDH1quQUH57mu8
	Only access for vehicles with help from the official freight handler CEVA Showfreight. No access for self-(un)loaders. Access is granted after registration at external buffer area P20 (Westpoort).
	RAI (un)loading area is accessible for vehicles higher than 2.70 m, however only 1 vehicle per organization and/or stand at the same time. ALL TRUCKS OF 8.00 M AND LONGER MUST BE UNLOADED/RELOADED BY THE OFFICIAL FREIGHT HANDLER CEVA SHOWFREIGHT. Address: Europaplein 24, 1078 GZ Amsterdam, The Netherlands
	No access to RAI (un)loading area or external buffer area P20 (Westpoort).

General terms and conditions	
	The maximum speed permitted on the exhibition grounds of Rai Amsterdam is 10km/h.
	At parking facilities P1, P2, P3 & P4 are service elevators present.
	Every taxi company can bring you to the RAI. However we only allow TCA taxis on the premises to pick up visitors.
	If you bring vehicles of any kind onto the exhibition grounds of Rai Amsterdam you do so at your own risk and you must have a valid permit, access pass or build-up badge. During the event you do need a valid parking ticket to leave the parking facility.
General Notes	Instructions by employees of RAI Amsterdam must be followed.
	RAI Amsterdam reserves the right to remove vehicles which are parked illegally or when (un)loading time is expired, at the cost and risk of the person responsible for parking/stopping.
Disclaimer	RAI Amsterdam disclaims all liability for accuracy of the information provided and reserves the right to make changes in traffic management at short notice in response to external traffic conditions.
Low emission zone	Look for more detail information: https://www.amsterdam.nl/en/traffic-transport/low-emission-zone/
	No entry for the following vehicles:  <1.90m Diesel cars with an emissions standard 0, 1, 2 or 3 engine.  <2.70m Lorries: heavy goods vehicles in category N2 and N3 that weigh more than 3,500 kg with emissions standard 0, 1, 2 or 3, 4 and 5 diesel engines.  <2.70m Vans with an emissions standard 0, 1, 2 or 3 diesel engine.  <4.5m Coaches with emissions standard 0,1,2,3, 4 and 5 diesel engine.

Report / buffer area P20

Parking for more than 2 hours and sleeping in the truck is not allowed

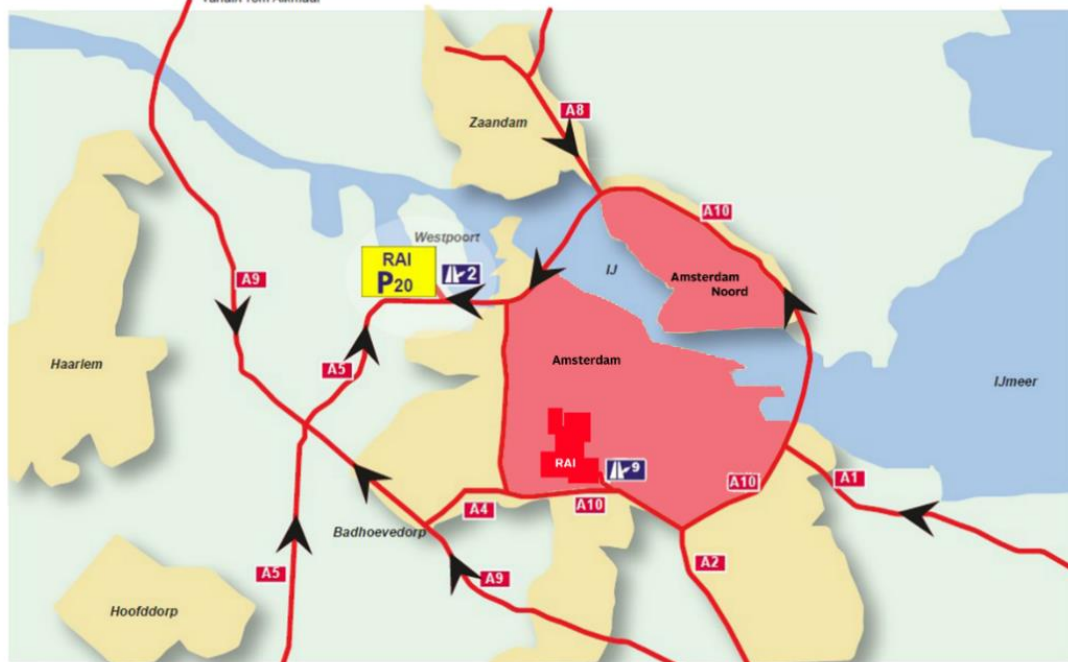
RAI P20

Sat Nav address:
Heimg. 1047 Amsterdam
latitude (52.23°50.8N), longitude (4.46°15.6E)
(52.397440, 4.770994)



Follow Route

14



Legend

Low emission zone

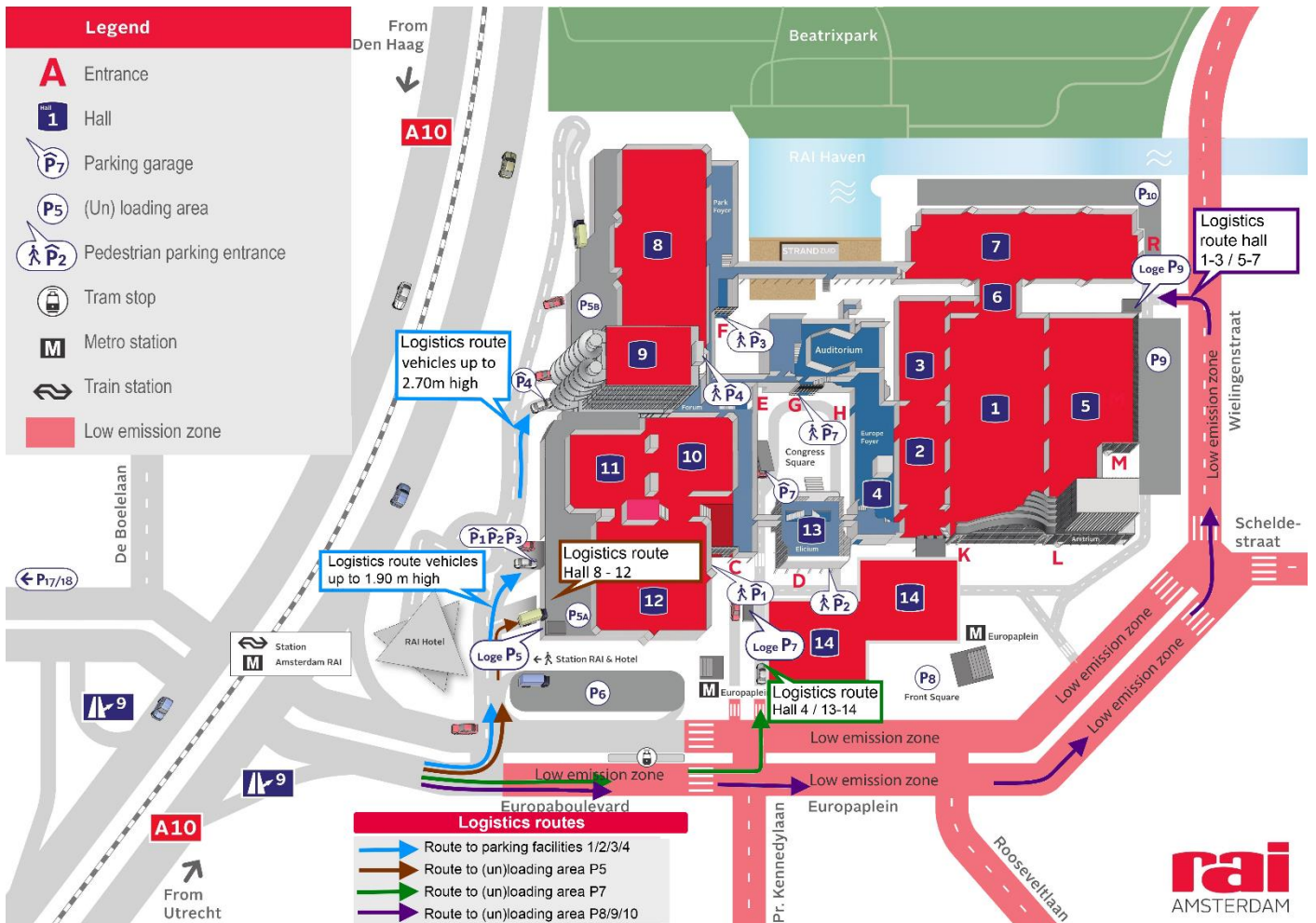
Follow Route
14

Follow Route
14

Follow Route
14

Legend

- A** Entrance
- 1** Hall
- P7** Parking garage
- P5** (Un) loading area
- P2** Pedestrian parking entrance
- Tram stop
- M** Metro station
- Train station
- Low emission zone



- Logistics routes**
- Route to parking facilities 1/2/3/4
 - Route to (un)loading area P5
 - Route to (un)loading area P7
 - Route to (un)loading area P8/9/10

