

TRAFFIC REGULATIONS: IBC 2024




























All vehicles above 8m. long or without a booked time slot, please report first at P20 (follow route 14)

RAI Logistics Management System. "Live 15th August 2024 - 08:00 hr."









Book the time slot that suits you best. Obligated for access RAI if not (un)loaded by CEVA <https://www.rai.nl/en/exhibiting/logistics/>

Due to limited outside space: Vehicles up to 2.70 m high are not allowed on loading areas P5, P7, P8, P9 and P10.





















Build-up






Vehicle		 <1.90m	 <2.70m		 >2.70m	 >2.70m			
Date									
Thu. 05/09/24 Early access day. Must be booked via IBC.	Build-up: 08:00 - 21:00			07-16h 	16-21h ✓	07-16h 	16-21h ✓	07-16h 	16-21h ✓
Fri. 06/09/24 CEVA Only. Self loaders on request via IBC.	Build-up: 08:00 - 12:00			08-12h Hall 1-12 ✗		08-12h Hall 1-12 ✗		08-12h Hall 1-12 ✗	
Fri. 06/09/24	Build-up: 12:00 - 21:00			12-16h 	16-21h ✓	12-16h 	16-21h ✓	12-16h 	16-21h ✓
Sat. 07/09/24 till Wed. 11/09/24	Build-up: 08:00 - 21:00			7-16h 	16-21h ✓	7-16h 	16-21h ✓	07-16h 	16-21h ✓
Thu. 12/09/24	Build-up: 08:00 - 18:00			07-16h 	16-18h ✓	07-16h 	16-18h ✓	07-16h 	16-18h ✓
Registration area		N.A.	N.A.	P20 7-16h		P20 7-16h		P20 7-16h	
Unloading area		P1/2/3/4	P4	P5/P7/P8/P9/P10		P5/P7/P8/P9/P10		P5/P7/P8/P9/P10	
Max unloading time		N.A.	N.A.	30 minutes		45 minutes		60 minutes	
Day parking at:		P1/2/3/4	P4	Ask Traffic Attendant		Ask Traffic Attendant		Ask Traffic Attendant	
Parking fee:		Free of charge during build-up hours, scan the barcode on your build-up badge on departure. It is not possible to stay overnight.							











Exhibition hours: Fri. 10:30-18:00, Sat. & Sun. 09:30-18:00 and Mon. 09:30-16:00

Vehicle		 <1.90m	 <2.70m			 >2.70m	 >2.70m
Date							
Fri. 13/09/24 - Mon. 16/09/24		P1/2/3/4	P4	Exhibitor coaches: P5A Airport Shuttle: Entrance C	Stop & Go at Entrance K	Lorry parking, location P20	Lorry parking, location P20
	€	On site: €5,50/h and €33,00/24h Online: € 27,00/day		Stop and go free of charge. Parking: € 55,- per coach	Free of charge	€80,- per day	€160,- per day
		Subscriptions are also available in the Exhibitor Webshop		Max time: 10 min	Pick up Only TCA	Payment for lorry parking at Loge P5	Payment for lorry parking at Loge P5

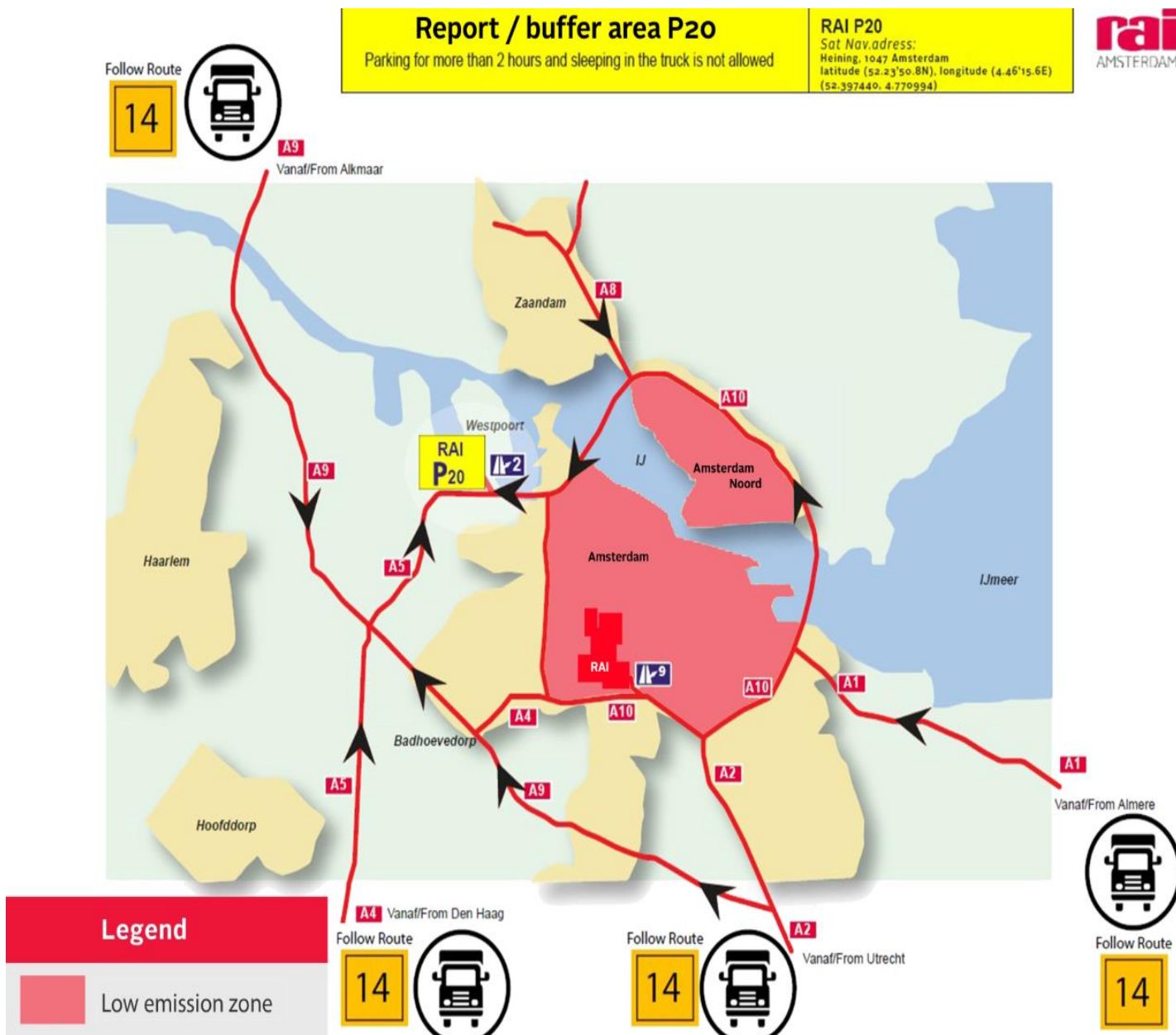
Dismantling

Vehicle		 <1.90m	 <2.70m		 >2.70m	 >2.70m			
Date									
Mon. 16/09/24	Breakdown 18:00 - 22:00			12-21h 	21-22h ✓	12-21h 	21-22h ✓	08:00-19:30h ✗	19:30-21h 
Tue. 17/09/24 till Wed. 18/09/24	Breakdown: 08:00 - 21:00			07-16h 	16-21h ✓	07-16h 	16-21h ✓	07-16h 	16-21h ✓
Thu. 19/09/24	Breakdown: 08:00 - 18:00			07-16h 	16-18h ✓	07-16h 	16-18h ✓	07-16h 	16-18h ✓
Registration area		N.A.	N.A.	P20		P20		P20	
Unloading area		P1/2/3/4	P4	P5/P7/P8/P9/P10		P5/P7/P8/P9/P10		P5/P7/P8/P9/P10	
Max unloading time		N.A.	N.A.	30 minutes		45 minutes		60 minutes	
Day parking at:		P1/2/3/4	P4	Ask Traffic Attendant		Ask Traffic Attendant		Ask Traffic Attendant	
Parking fee:		Free of charge during dismantling hours, scan the barcode on your build-up badge on departure. It is not possible to stay overnight.							

Legend	
	RAI parking facilities are accessible for vehicles up until 1.90 m high, without registration.
	RAI parking facility P4 is accessible for vehicles up until 2.70 m high, without registration. Vehicles up to 2.70 m high are not allowed on loading areas P5, P7, P8, P9 and P10, due to limited outside space on the loading areas
	Access on (un)loading area after registration at external buffer area/report location P20. All vehicles above 8m. long or without a booked time slot, please report first at P20. Vehicles with a booked time slot in Voyage Control (only eligible for vehicles with max. length of 8m.) are allowed to drive to the RAI directly. When registration location P20 is closed (see table). Registration at the entrance of all (un)loading areas at RAI
	RAI (un)loading area is accessible for vehicles higher than 2.70 m, however only 1 vehicle per organization and/or stand at the same time. Address: Europaplein 24, 1078 GZ Amsterdam, The Netherlands.
	No access to RAI (un)loading area and registration/buffer area P20

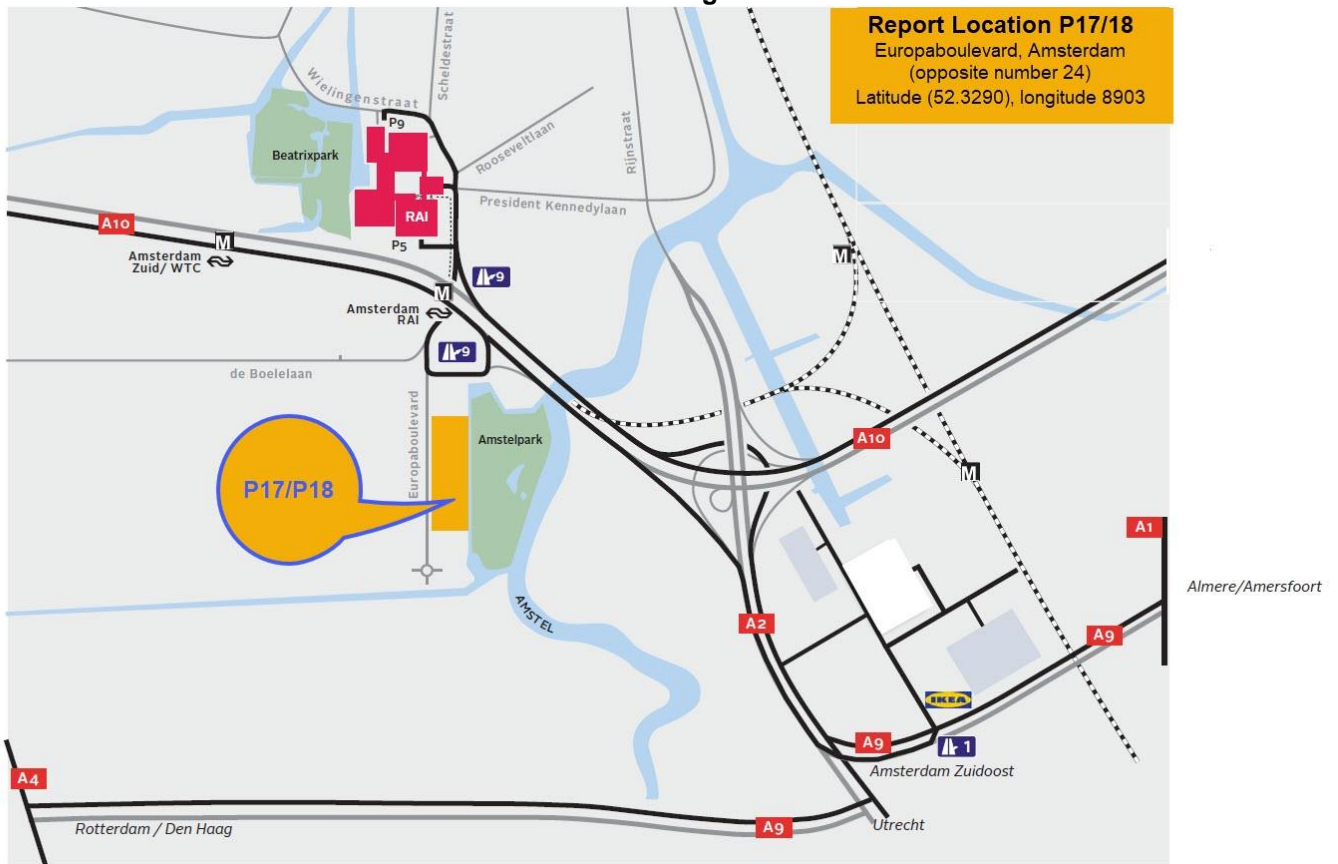
General terms and conditions	
	The maximum speed permitted on the exhibition grounds of Rai Amsterdam is 10km/h.
	At parking facilities P1, P2 & P4 are service elevators present.
	Every taxi company can bring you to the RAI. However we only allow TCA taxis on the premises to pick up visitors.
	If you bring vehicles of any kind onto the exhibition grounds of Rai Amsterdam you do so at your own risk and you must have a valid permit, access pass or build-up badge. During the event you do need a valid parking ticket to leave the parking facility.
<i>General Notes</i>	Instructions by employees of RAI Amsterdam must be followed.
 <i>Vehicle parking</i>	RAI Amsterdam reserves the right to remove vehicles which are parked illegally or when (un)loading time is expired, at the cost and risk of the person responsible for parking/stopping.
<i>Disclaimer</i>	RAI Amsterdam disclaims all liability for accuracy of the information provided and reserves the right to make changes in traffic management at short notice in response to external traffic conditions.
<i>Low emission zone</i>	Look for more detail information: https://www.amsterdam.nl/en/traffic-transport/low-emission-zone/
	No entry for the following vehicles:  <1.90m Diesel cars with an emissions standard 0, 1, 2 or 3 engine.  <2.70m Lorries: heavy goods vehicles in category N2 and N3 that weigh more than 3,500 kg with emissions standard 0, 1, 2 or 3, 4 and 5 diesel engines.  <2.70m Vans with an emissions standard 0, 1, 2 or 3 diesel engine.  <8m Coaches with emissions standard 0,1,2,3, 4 and 5 diesel engine.

- All vehicles above 8m. long or without a booked time slot, please report first at P20 (follow route 14)
- P20 follow route 14 on highway A4/A5/A8/A9/A10
- Latitude (52.23'50.8N) Longitude(4.46'15.6E) (52.397440.4.770994)



Dayparking at P17/18 during build-up and breakdown (approx. 400m. from RAI).

"Latitude 52 3290 – Longitude 8903"



Lorry parking during event days on P20 (before parking please pay at our RAI lodge P5)

Report / buffer area P20

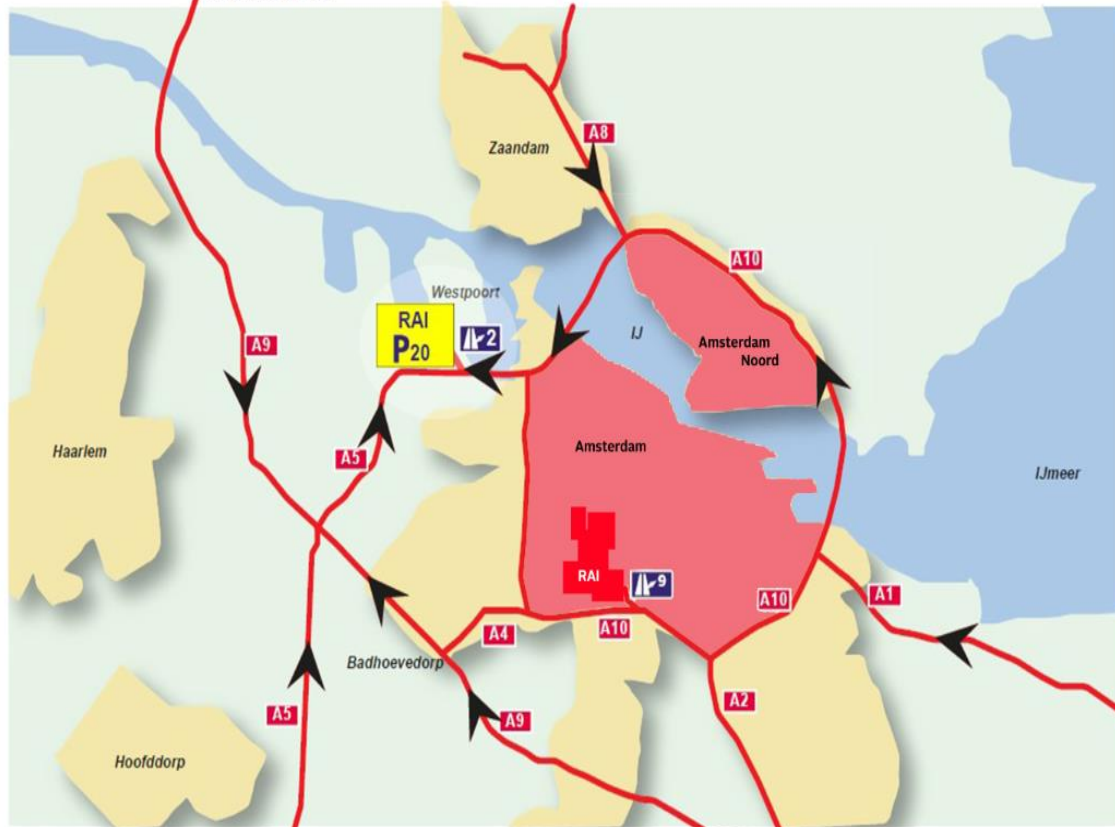
Parking for more than 2 hours and sleeping in the truck is not allowed

RAI P20


Sat Nav.address:
Heining, 1047 Amsterdam
latitude (52.23'50.8N), longitude (4.46'15.6E)
(52.397440, 4.770994)



Follow Route



Legend

 Low emission zone

